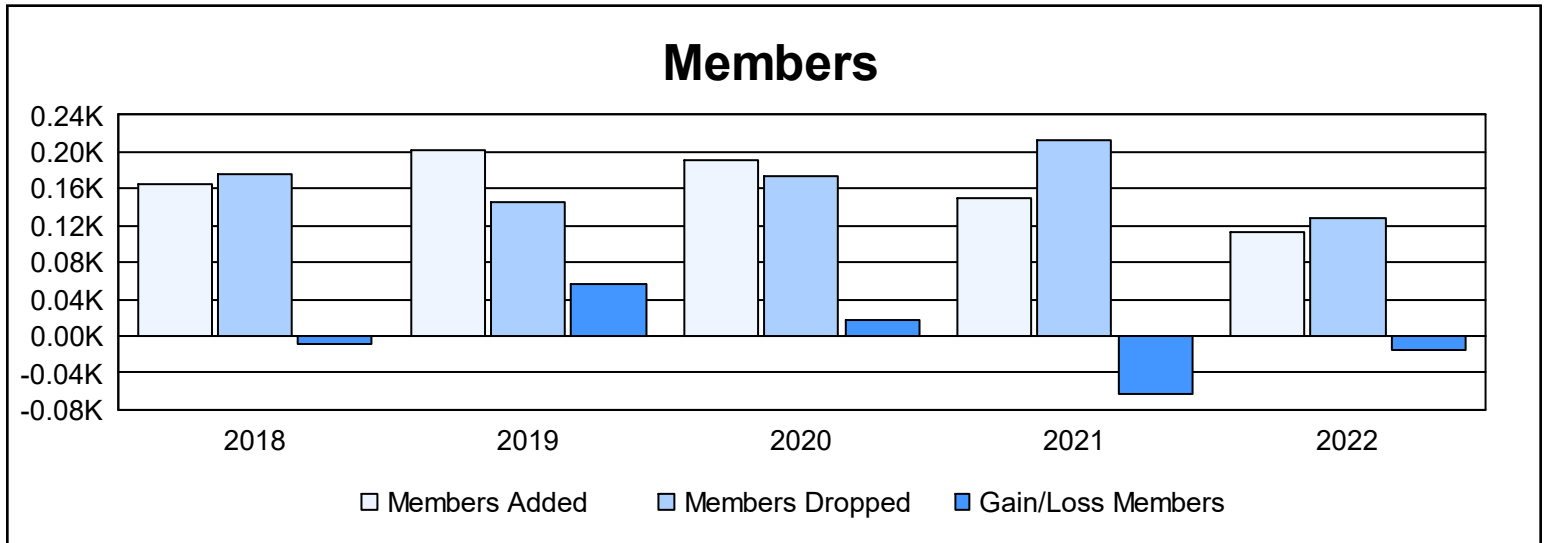
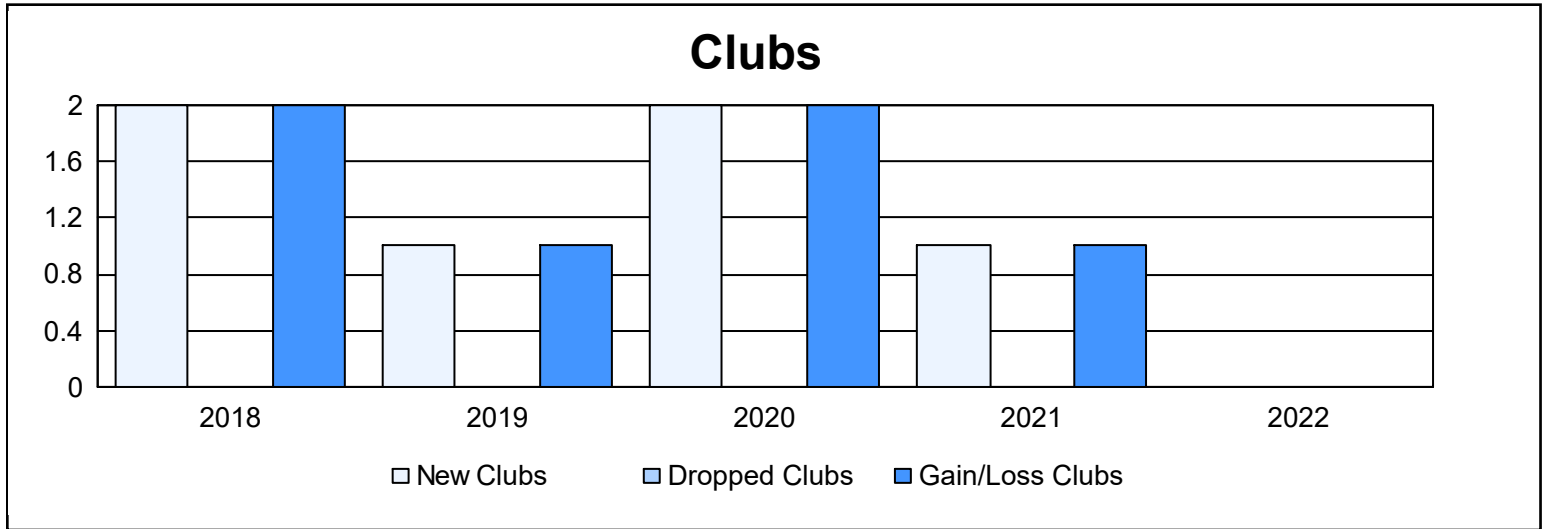
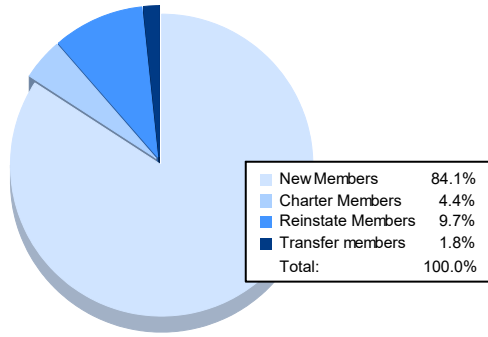


Year	New Clubs	Dropped Clubs	Gain/ Loss Clubs	New Members	Charter Members	Reinstate Members	Transfer Members	Total Member Added	Total Members Dropped	Gain/ Loss Members
2017-2018	2	0	2	82	73	9	2	166	175	-9
2018-2019	1	0	1	111	79	8	4	202	146	56
2019-2020	2	0	2	111	65	13	2	191	173	18
2020-2021	1	0	1	89	40	13	7	149	212	-63
2021-2022	0	0	0	95	5	11	2	113	128	-15
<b>Average</b>	<b>1</b>	<b>0</b>	<b>1</b>	<b>98</b>	<b>52</b>	<b>11</b>	<b>3</b>	<b>164</b>	<b>167</b>	<b>-3</b>



### Membership Composition June 2022 Cumulative



### Gender Composition June 2022 Cumulative

